


FENCE & GATE SUPPLIES

secure

safe

stylish

private



Tubular *Tubular*


Classique



Round or square 19mm tube uprights without spears and with a level top. Uprights go through a 38mm x 25mm top and bottom rail for added strength.

Panel Sizes available are:

- 950mm high x 2289mm long
- 1250mm high x 2289mm long
- 1550mm high x 2289mm long
- 1850mm high x 2289mm long




Classique Flattened & Sheared



Square 19mm or 25mm tube uprights with flattened/pressed tops which are sharpened for higher security and with a level top. Uprights go through a 38mm x 25mm top and bottom rail for added strength.

Panel Sizes available are:

- | | |
|---------------|---------------------------|
| 19mm uprights | 1850mm high x 2289mm long |
| | 2150mm high x 2289mm long |
| 25mm uprights | 2100mm high x 2100mm long |




Loop-Top




Hair-pin shape 19mm tubes - ideal for playgrounds, schools, homes, churches, childcare centres and pools. Uprights go through a 38mm x 25mm rail.

Panel Sizes available are:

- 950mm high x 2289mm long
- 1250mm high x 2289mm long
- 1550mm high x 2289mm long
- 1850mm high x 2289mm long




Kensington




19mm round loop-top pickets alternated with 19mm straight pickets topped with the spear of your choice.

Panel sizes available are:



Federation



19mm round or square tube , similar to classique, but with a choice of different spear tops.

Standard Panel size:

1020mm high x 2289mm long


1320mm high x 2289mm long

1620mm high x 2289mm long

1920mm high x 2289mm long




Colonial - 2 rail



Round or square high and low pickets with a choice of spears .




Colonial - 3 rail



High low pickets with a choice of spears. Typically with the high pickets above the top rail and low pickets between the middle rail and top rail.



Victorian



19mm round or square tube , with a choice of spear tops, with the pickets longer in the middle and shorter on the edge forming an arch




Georgian



19mm round or square tube , with a choice of spear tops, with the pickets longer at the edges and shorter in the middle forming a curve.

Panel Sizes:

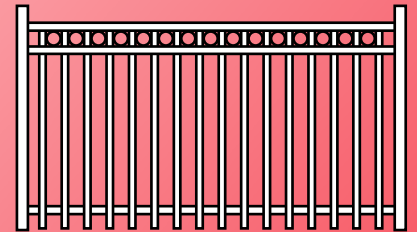


Imperial Ring



19mm pickets with 3 rails. The pickets go through the middle rail to the top rail. Between the two rails and pickets is a steel ring.

Panel Sizes:




Tudor



19mm pickets with 3 rails. The pickets can be topped with a spear of your choice and go through the middle rail and the top rail. Between the two rails and pickets is a steel ring.


Panel Sizes:



Please note the following:

- Gates are made to order to match any fence style
- While most fences come in standard size panels, we can manufacture panels to any size.
- Classique flattened and sheared has a minimum overall height requirement of 1850mm due to safety requirements.
- All fences come either in a galvanised finish or can be powder coated


Picket Fences



Steel rectangular hollow pickets either in 50mm x 10mm or 75mm x 16mm, with shaped tops to resemble traditional wooden pickets. Pickets are uniform height

Panel Sizes:


Heritage



Steel rectangular hollow pickets either in 50mm x 10mm or 75mm x 16mm, with shaped tops to resemble traditional wooden pickets. Pickets are shorter at the ends and higher in the middle to form an arch.

Panel Sizes:


Edwardian



Steel rectangular hollow pickets either in 50mm x 10mm or 75mm x 16mm, with shaped tops to resemble traditional wooden pickets. Pickets are longer on the edges and shorter in the middle to form a curve.

Panel Sizes:

Jacobean



Steel rectangular hollow pickets either in 50mm x 10mm or 75mm x 16mm, and are horizontal for a modern look. Please note that this design is not suitable to use as a balustrade.

Panel Sizes:

Horizontal



Fencebond



BHP COLORBOND® steel sheeting and capping with galvanised metal posts and rails. This fencing is only coloured on one side.

Metline



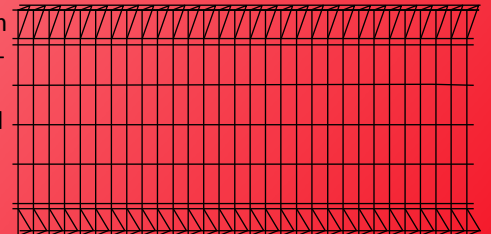
COLORBOND® Steel fence with option lattice top. This fence is exceptionally strong and is constructed to look alike on both sides, colour included. Traditional fence posts as normally used with similar COLORBOND® fencing systems are not required.

Weld Mesh


Estate



Traditional roll-top fencing panels. Manufactured from 5mm galvanised wire with vertical wires at 50mm centres and horizontal wires at 150mm centres. Standard panel length is 2400mm and in heights of 900mm and 1200mm




Aquatic

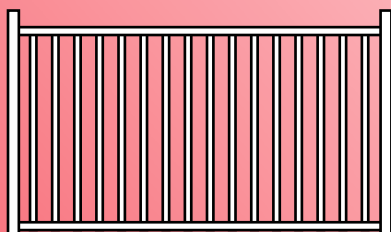


Aquatic weldmesh fencing is manufactured from 8mm wire and complies with AS 1926.1 1993 for pool fencing.

The vertical wires are at 75mm centres and has a square tube top and bottom rail to provide peace of mind needed when securing your pool area. Panels are hot dipped galvanised for the ultimate corrosion control.



Balustrade

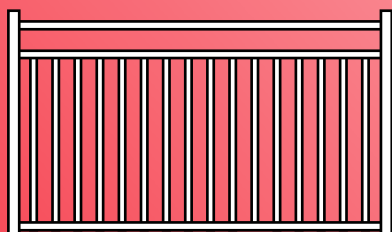


Our most economical balustrade design with a top and bottom rail in 38mm x 25mm tube with 19mm uprights in either square or round tube.

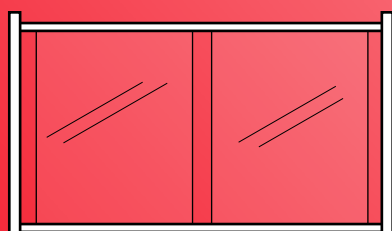
Standard Panels = 910mm high x 2289mm long

910mm high x 6029mm long

1210mm high x 2289mm long



Our Plaza balustrade system with additional top 38mm x 25mm top rail for something a bit fancier



Our Villa glass balustrade system is a stylish, modern system with amazing strength and safety. This system meets or exceeds the following Australian Standards:

AS/NZS1170.1:2002 (Private Dwellings)

AS/NZS1664.1:1997 (Aluminium Structures)

Plaza



Patio



Villa



Please note:

- Any style of fence can be used as a balustrade providing that any horizontal bars are more than 1000mm apart (ie. Our horizontal picket fence is not suitable)
- Any balustrade system can be used for a boundary fence.
- A minimum height of 1000mm is required for a any balustrade

Please note the following:

- Pictures give a rough idea only. Please contact us if you require better images.
- Styles subject to change without notice. Please contact us for availability
- Gates are made to order in any style
- All fence styles can be used as a balustrade with the exception of the Horizontal picket fence as it is climbable
- Any drop of over 1200mm must have a balustrade of at least 1000mm high



VistaOutLook
*providing tomorrow's
security*



14 Sydney Rd, Bayswater VIC | P: 1300 640643
34-36 Chapel St, Glenorchy TAS | P: 03 6272 8377

sales@fenceandgate.net.au

www.fenceandgate.net.au